

**STUDENT SUPPORT INITIATIVES
STUDENT SERVICES**

**Policy 5.5: Attendance
Rule Development Workshop
May 24, 2016**

Michaëlle Valbrun-Pope, Executive Director, Student Support Initiatives

Laurel E. Thompson, Director, Student Services




BROWARD COUNTY PUBLIC SCHOOLS

Review – 1st Workshop (April 26, 2016)

Several options developed to provide guidelines for the management of make-up work for unexcused absences

Survey conducted and stakeholders' input collected



Make-up Work For Unexcused Absences Vetted 2015-16


Option 1: Make-up work is allowed for ALL absences.

Option 2: Make-up work is allowed for unexcused absences with a 10% deduction from the grade of the make-up assignment.


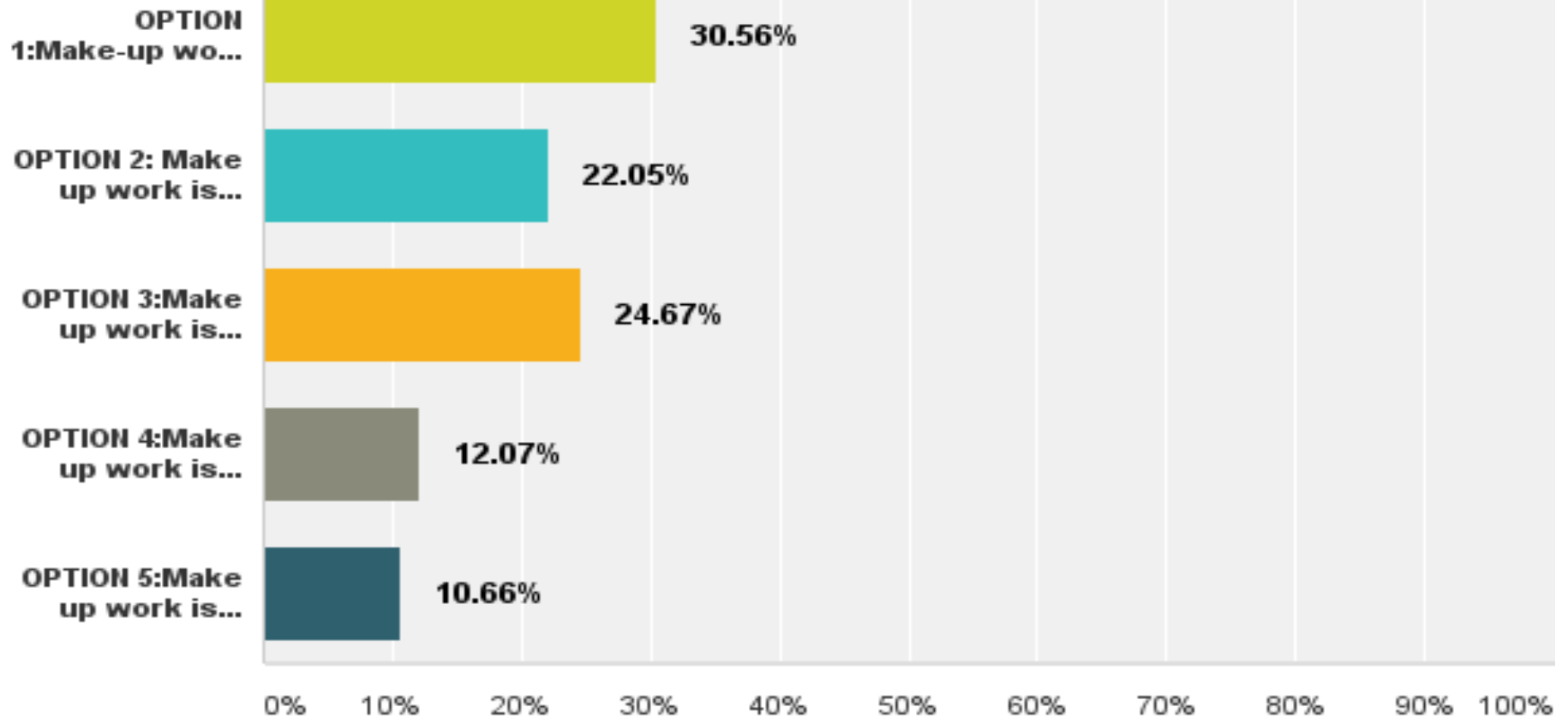
Option 3: Make-up work is not allowed for unexcused absences.

Option 4: Make-up work is allowed for unexcused absences. The highest grade that the make-up assignment can earn is the lowest passing grade.


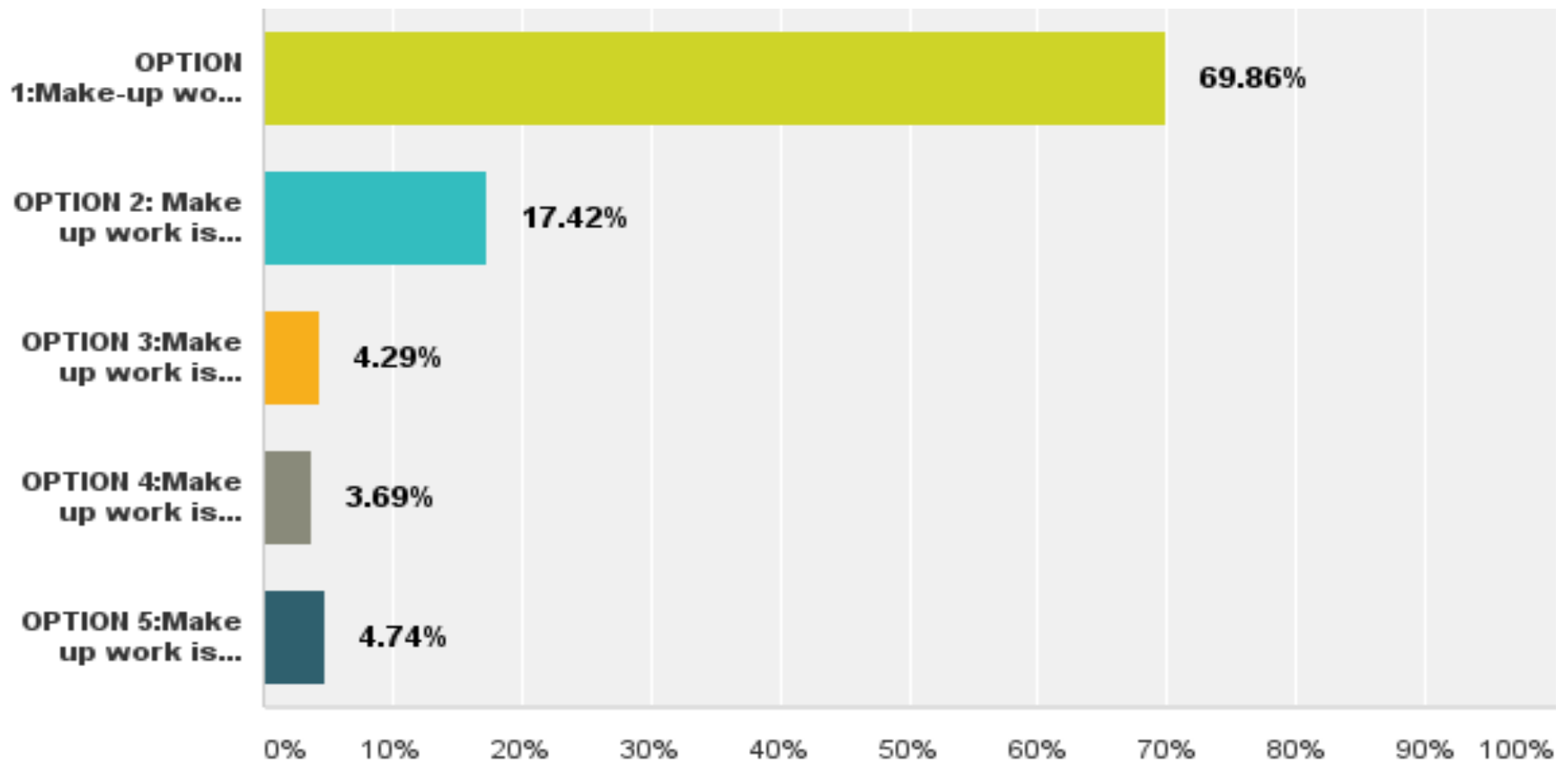
Option 5: Make-up work is allowed for absences excused within two weeks of the absence.



SUMMARY RESPONSES– 4,609 Responses




STUDENT SUMMARY RESPONSES– 2,492


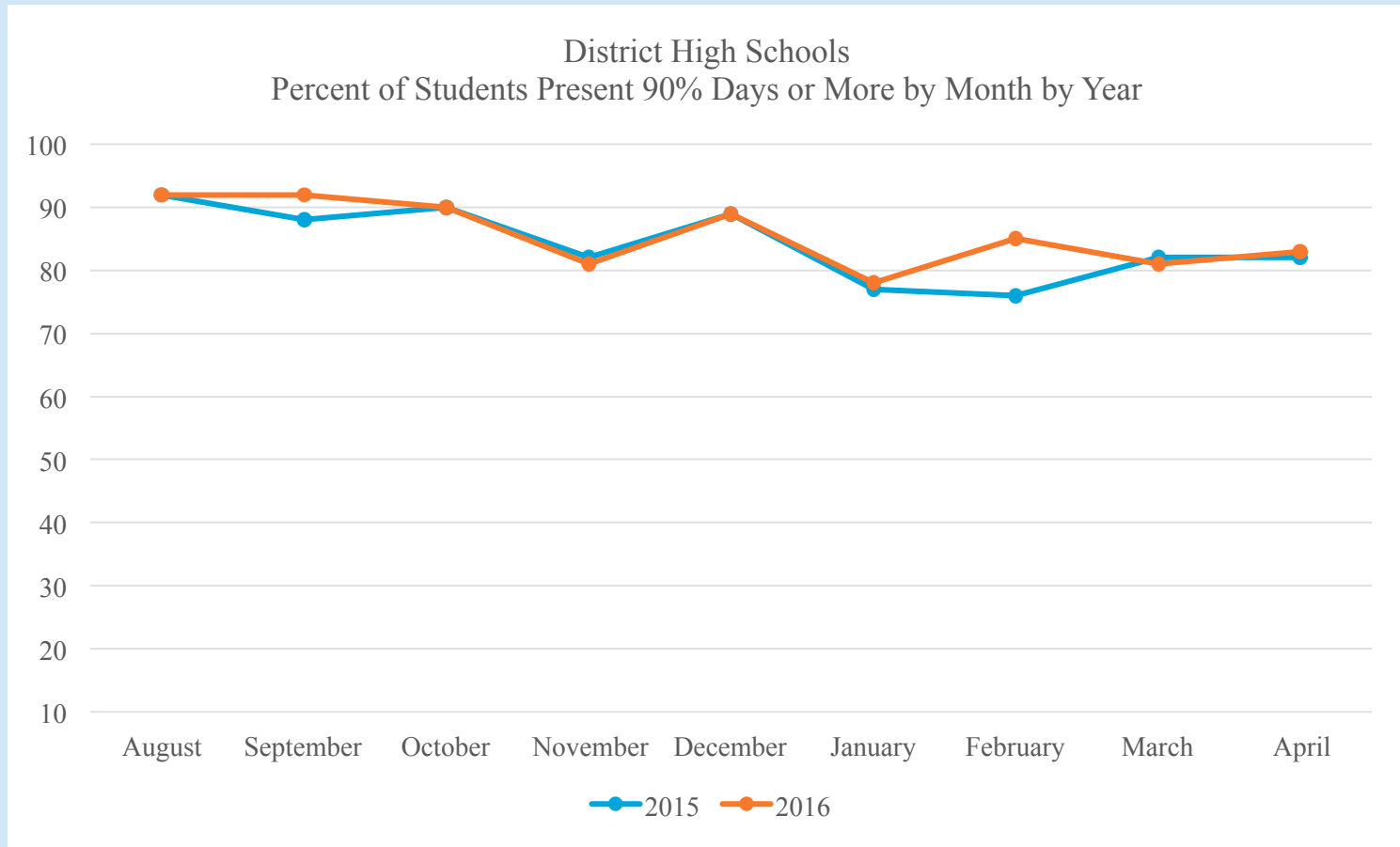


Current School Board Request


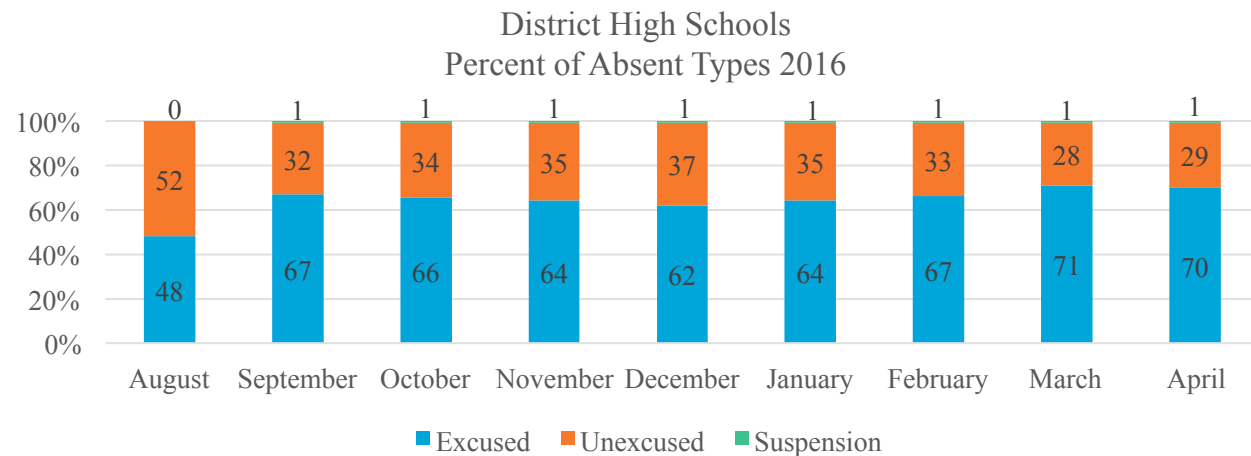
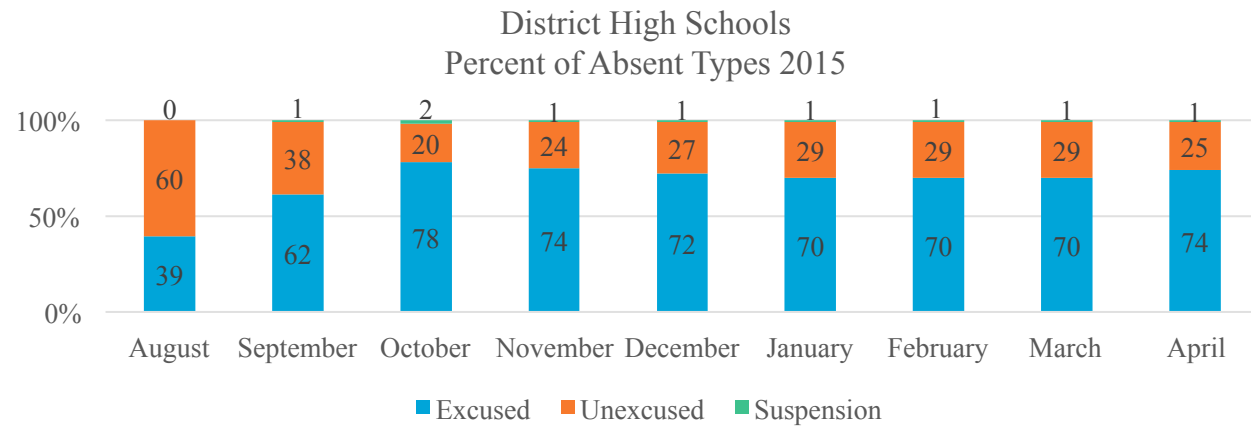
- During the School Board Workshop on April 26, 2016, the Board requested:
- Data to compare last year's rate of unexcused absences with the current year's unexcused absences
- A distinction made between unexcused absence and skipping.
- A tiered-hybrid model to address the issue of make-up work.



Chronic Absenteeism: 2014-15 & 2015-16



Chronic Absenteeism: 2014-15 & 2015-16



Absences by class period and marking period for High Schools 2014-15 & 2015-16: Average Number of Absences Per Student

Average Number of Absences Per Student

School	Marking Period	Period 1			Period 2			Period 3			Period 4		
		2015	2016	Diff	2015	2016	Diff	2015	2016	Diff	2015	2016	Diff
AVERAGE	1	2.03	1.90	-0.13	1.55	1.47	-0.08	1.45	1.37	-0.08	1.43	1.31	-0.12
AVERAGE	2	1.97	4.75	2.78	1.58	3.77	2.19	1.45	3.51	2.06	1.42	3.33	1.91
AVERAGE	3	3.76	4.26	0.50	2.90	3.36	0.46	2.76	3.26	0.50	2.69	3.14	0.45


School	Marking Period	Period 5			Period 6			Period 7		
		2015	2016	Diff	2015	2016	Diff	2015	2016	Diff
AVERAGE	1	1.85	1.70	-0.14	1.50	1.40	-0.10	1.56	1.45	-0.11
AVERAGE	2	1.79	4.23	2.44	1.48	3.49	2.01	1.53	3.63	2.10
AVERAGE	3	3.39	3.86	0.47	2.77	3.21	0.43	2.96	3.38	0.42

Class Period with Highest Absences
2014-15 School Year

Class Period with Highest Absences
2015-16 School Year

Increase in Average Absences from
2014-15 to 2015-16

Decrease in Average Absences from
2014-15 to 2015-16



Absences by class period and marking period for High Schools 2014-15 & 2015-16: Percent of Students with One or More Absences

Percent of Students with One or More Absences

School	Marking Period	Period 1			Period 2			Period 3			Period 4		
		2015	2016	Diff	2015	2016	Diff	2015	2016	Diff	2015	2016	Diff
AVERAGE	1	56%	53%	-3%	52%	50%	-2%	50%	49%	-2%	49%	47%	-2%
AVERAGE	2	58%	77%	19%	54%	75%	21%	51%	73%	22%	50%	71%	21%
AVERAGE	3	69%	75%	6%	65%	73%	8%	65%	74%	8%	63%	72%	9%


School	Marking Period	Period 5			Period 6			Period 7		
		2015	2016	Diff	2015	2016	Diff	2015	2016	Diff
AVERAGE	1	53%	50%	-3%	51%	48%	-2%	51%	49%	-2%
AVERAGE	2	53%	73%	20%	51%	72%	21%	52%	73%	21%
AVERAGE	3	66%	74%	8%	64%	72%	7%	65%	72%	7%

Class Period with Highest Percent of Students 2014-15 School Year

Class Period with Highest Percent of Students 2015-16 School Year

Increase in Percent of Students from 2014-15 to 2015-16

Decrease in Percent of Students from 2014-15 to 2015-16




UNEXCUSED ABSENCE VS SKIPPING

SKIPPING/ CLASS CUT is defined as deliberate refusal to attend an assigned class; attending school but not going to class.

UNEXCUSED ABSENCE is not attending school and not reporting a valid* reason for the absence.

*School Board approved reasons are: (page 3 of Policy 5.5)

- Illness of student Illness of immediate family member
- Death in family
- Religious holiday of student's own faith
- Required court appearance or subpoena
- Special event
- Scheduled medical or dental appointment
- Having or suspected...communicable disease...



Make-up Work For Unexcused Absences


2015-16

Option 1: Make-up work for full credit and grade is allowed for ALL absences.

Option 2: Hybrid Tiered Model

- **Elementary School:** Make-up work is allowed for full credit and grade
- **Middle School:** Make-up work is allowed for unexcused absences, but student must receive a mandatory 10% deduction from the grade of the make-up assignment. If make-up assignment is “passing” then lowest “passing” grade is lowest grade that can be recorded.
- **High School:** Make-up work is allowed for unexcused absences but student can only earn the lowest passing grade. If the assignment is “passing” the assignment receives the lowest passing grade.


Option 3: Make-up work is not allowed for unexcused absences.




OTHER POLICY RECOMMENDATIONS

For better alignment once approved, remove section on make-up work from Policy 5.5 and place instead in Policy 6000.1

As directed by the Board, amend definition of “pattern of non-attendance” to exclude excused absences



BOARD DIRECTION



POLICY 5.5: ATTENDANCE

The School Board of Broward County, Florida

Dr. Rosalind Osgood, Chair

Abby M. Freedman, Vice Chair

Robin Bartleman

Heather P. Brinkworth

Patricia Good

Donna P. Korn

Laurie Rich Levinson

Ann Murray

Nora Rupert

Robert W. Runcie

Superintendent of Schools

